

# **Northeast Florida Continuum of Care (CoC)**

## **Racial Disparities Preliminary Assessment**

### **August 2018**

#### **EXECUTIVE SUMMARY**

In preparation for a more comprehensive assessment, the Northeast Florida CoC conducted a preliminary review of the homeless services community. In this appraisal, we found that Blacks or African Americans repeatedly show greater than 50 to 60% of the population reported as homeless in FL-510, which includes Duval, Clay and Nassau counties, but represented only 25% of the total population reported in Duval, Clay and Nassau counties, 16% in Florida and 12.6% in the United States in the 2010 and 2016 census data.

#### **BACKGROUND**

[According to the National Alliance to End Homelessness](#), “Most minority groups in the United States experience homelessness at higher rates than Whites, and therefore make up a disproportionate share of the homeless population.”

#### **INTENT**

It is the intent of the Northeast Florida Continuum of Care to review the community data as a first step to completing a thorough community racial disparities assessment which will include a qualitative data review such as surveys, interviews, and focus groups of community stakeholders (i.e. people experiencing homelessness, agencies providing homeless services and others as identified).

#### **TARGET POPULATION OVERVIEW**

Individuals who are homeless as defined by 24 CFR 573.3.

## METHODS

The preliminary assessment includes a comparison and review of quantitative data for FL-510, Northeast Florida Continuum of Care.

The sources reviewed for this report were several years of population data from the U.S. Census Bureau 2010, 2016 and estimates for 2017<sup>1</sup>, the 2016 and 2017 Annual Homeless Assessment Report to Congress<sup>2</sup>, 2016 and 2017 Homeless Management Information System (HMIS) data, and the 2016 and 2017 Annual Point-in-Time Reports<sup>3</sup>.

## DATA REVIEW

In the United States the racial breakout in 2010 shows Whites representing 72.4% and Blacks or African Americans at 12.6% of the total population, and all other races which includes American Indian and Alaska Native, Asian, Native Hawaiian and Other Pacific Islander, Some Other Race and Multiple Races 5%. The estimated totals for 2016 reflect a slight increase with Whites representing 73.3% and Blacks or African Americans holding steady at 12.6% of the total population.

### United States

○ 2010 Census			
▪ RACE: Total population	308,745,0538		
• White	223,736,465	72.4%	
• Black or African American	38,929,319	12.6%	
○ 2016 Census			
▪ RACE: Total population	308,805,215		
• White	233,657,078	73.3%	
• Black or African American	40,241,818	12.6%	
○ 2017 Census			
▪ RACE: Total population	325,719,178		

### State of Florida

In Florida the racial breakout in 2010 shows Whites representing 75% and Blacks or African Americans at 16% of the total population, and all other races which includes American

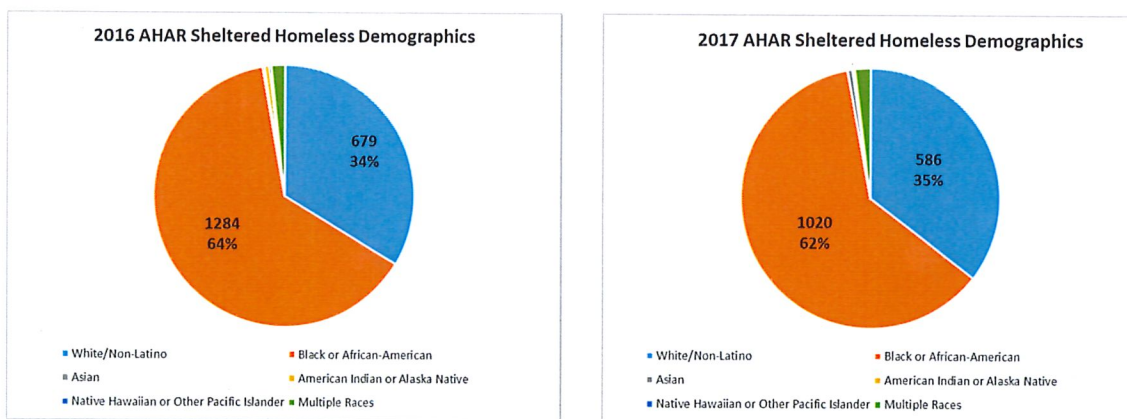
Indian and Alaska Native, Asian, Native Hawaiian and Other Pacific Islander, Some Other Race and Multiple Races 9%. The estimated totals for 2016 reflect a slight increase with Whites representing 75.9% and Blacks or African Americans with an even slighter increase at 16.1% of the total population.

○ 2010 Census			
▪ RACE: Total population	18,801,310		
• White	14,109,162	75.0%	
• Black or African American	2,999,862	16.0%	
○ 2016 Census			
▪ RACE: Total population	19,934,451		
• White	15,130,748	75.9%	
• Black or African American	3,216,994	16.1%	
○ 2017 Census			
▪ RACE: Total population	20,984,400		

#### FL 510, Northeast Florida Census Data

After reviewing the 2010 and 2016 data for Duval, Clay and Nassau combined, Whites represent 66.3% and 67% respectively while Blacks or African Americans represent 25% in both 2010 and 2016. Please see page 6, Attachment A for county-specific details.

#### 2016 AND 2017 ANNUAL HOMELESS ASSESSMENT REPORT (AHAR)

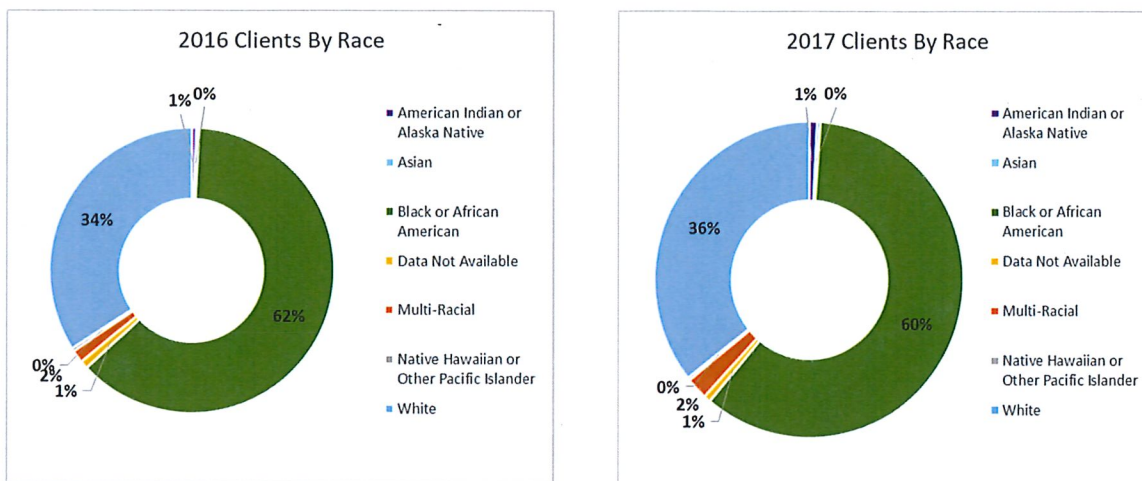


When reviewing the AHAR report, which captures totals for the entire year, the disparity between the number of Whites in comparison to the number of Blacks or African Americans reported in the population of people who are homeless show a significant inequality with Blacks



or African Americans representing more than 60% for both 2016 and 2017. Yet, they represent 25% of the community population.

### 2016 AND 2017 HOMELESS MANAGEMENT INFORMATION SYSTEM (HMIS)



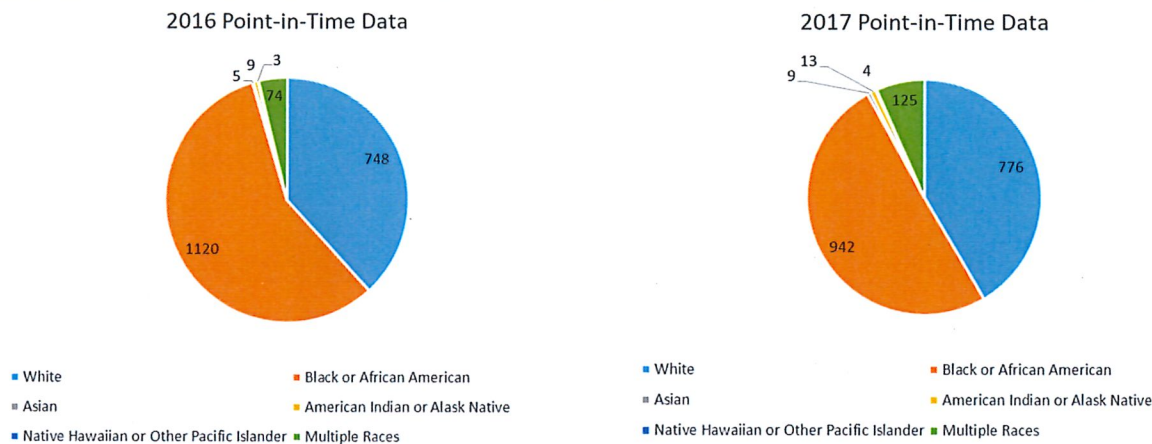
The HMIS system maintains information regarding the characteristics and service needs of Clients for a variety of reasons, including the provision of more effective and streamlined services and the creation of information which we can be used to evaluate services.

In 2016, 34% total number of HMIS Clients reported as White and 62% reported as Black or African American. In 2017, 36% of the total number of HMIS Clients reported as White and 60% reported as Black or African American. Again, Blacks or African Americans represented more than 60% of the population that is homeless and only 25% of the total community population.

### FL 510, NORTHEAST FLORIDA POINT-IN-TIME DATA

Each year communities receiving McKinney-Vento Homeless Assistance Grants are required to conduct a count of people in shelters the last week of January while counts of the unsheltered (people living on the streets/place not meant for human habitation) are required every other year. FL-510 counts people that are in shelter and unsheltered each year.

In the 2010 Point-in-Time count, Whites represented 42.3% of the 4,310 individuals counted in January 25, 2010, while Blacks or African Americans comprised the majority at 55.8% despite only accounting for 25% of the 2010 census data of Duval, Clay and Nassau combined).



The 2016 Point-in-Time count revealed a similar population breakout with Blacks or African Americans being disproportionately represented at 57% of the 1,959 individuals counted on January 27, 2016 (Duval, Clay and Nassau combined).

In the 2017 Point-in-Time count, Whites represented 41.5% of the 1,869 individuals counted on January 25, 2017, while Blacks or African Americans represented 50%.

When comparing the 2016 to 2017 Point-In-Time data, there is a 7% decrease in the number of Blacks or African Americans in the total reported.

## ATTACHMENT A: American Fact Finder Census Data by County

- Duval County is in the Northeast region of Florida. With a 2017 population estimate of 937,934 people, a *13.5% increase since the 2010 census*, it is the largest city by land in the contiguous United States covering more than 840 square miles.
  - 2010 Census
    - RACE: Total population 864,263
      - White 526,044 60.9%
      - Black or African American 255,018 29.5%
      - American Indian and Alaska Native 3,413 0.4%
      - Asian 35,901 4.2%
      - Native Hawaiian and Other Pacific Islander 794 0.1%
      - Some Other Race 18,427 2.1/%
      - Multiple Races 24,666 2.9%
  - 2016 American Community Survey
    - RACE: Total population 900,890
      - White 551,020 61.2%
      - Black or African American 264,996 29.4%
      - American Indian and Alaska Native 2,021 0.2%
      - Asian 39,702 4.4%
      - Native Hawaiian and Other Pacific Islander 1,003 .1%
      - Some Other Race 10,864 1.2%
      - Multiple Races 31,284 3.5%
  - 2017 Estimate *based on 13.5% increase*
    - RACE: Total population 937,934
- Clay is in the Northeast region of Florida, south of Duval County. With a 2017 population estimate of 212,230 people, an *11.2% increase since the 2010 census*, it is a mixture of suburban communities with some rural communities.
  - 2010 Census
    - RACE: Total population 190,865
      - White 156,087 81.8%
      - Black or African American 18,831 9.9%
      - American Indian and Alaska Native 871 0.5%
      - Asian 5,589 2.9%
      - Native Hawaiian and Other Pacific Islander 214 0.1%
      - Some Other Race 3,645 1.9%
      - Multiple Races 5,628 2.9%

- 2016 American Community Survey
  - RACE: Total population 200,346
    - White 163,638 81.7%
    - Black or African American 19,765 9.9%
    - American Indian and Alaska Native 310 .2%
    - Asian 6,068 3.0%
    - Native Hawaiian and Other Pacific Islander 184 .1%
    - Some Other Race 2,646 1.3%
    - Multiple Races 7,735 3.9%
- 2017 Estimate *based on an 11.2 increase since 2010*
  - RACE: Total population 212,230
- Nassau is in the Northeast region of Florida, north of Duval County, with a 2017 population estimate of 82,721, a *12.8% increase since the 2010 census*, it is 726 square miles, part of which is on an island.
- 2010 Census
  - RACE: Total population 73,314
    - White 65,809 89.8%
    - Black or African American 4,668 6.4%
    - American Indian and Alaska Native 308 0.4%
    - Asian 639 0.9%
    - Native Hawaiian and Other Pacific Islander 50 0.1%
    - Some Other Race 685 0.9%
    - Multiple Races 892 1.6%
- 2016 American Community Survey
  - RACE: Total population 77,187
    - White 69,760 90.4%
    - Black or African American 4,948 6.4%
    - American Indian and Alaska Native 276 .4%
    - Asian 686 .9%
    - Native Hawaiian and Other Pacific Islander 5 .0%
    - Some Other Race 544 .7%
    - Multiple Races 968 1.3%
- 2017 Estimate *based on a 12.8% increase since 2010*
  - RACE: Total population 82,721

<sup>1</sup> U.S. Census Bureau, American Fact Finder, United States, State of Florida, Duval, Clay and Nassau Counties, Florida; 2010, 2016 and 2017

<sup>2</sup> U.S. Department of Housing and Urban Development, Office of Community Planning and Development, Part 1: Point-in-Time Estimates of Homelessness, The 2016 Annual Homeless Assessment Report (AHAR) to Congress,



---

December 2016, and the U.S. Department of Housing and Urban Development, Office of Community Planning and Development, Part 1: Point-in-Time Estimates of Homelessness, The 2017 Annual Homeless Assessment Report (AHAR) to Congress, December 2017

<sup>3</sup> U.S. Department of Housing and Urban Development, HUD 2016 Continuum of Care Homeless Assistance Programs Homeless Populations and Subpopulations; and U.S. Department of Housing and Urban Development, HUD 2017 Continuum of Care Homeless Assistance Programs Homeless Populations and Subpopulations