

Day 1 Families: Discord Server

Overview

What is Discord?

Discord is a free platform designed for quick and targeted communication that is easily accessible from a computer or mobile device.

Why do we want to use it?

The purpose of the Day 1 Families Discord server is to support cross-agency communication to serve families experiencing homelessness more quickly. Our goal is to work collectively to maximize the impact of the Day 1 Families funding by streamlining communication across FL-510 providers.

How to Use: Channels, Direct Messages, and Pinned Messages


Discord allows users to share and access information in a number of ways.

Channels

Channels are conversations following a theme or topic. This allows users to pose questions or share information about a specific topic in a channel dedicated to that topic. For instance, if a case manager has a question about how to connect a client to a specific type of housing resource, they could go to the #housing-resource channel to ask the question.

There are currently six (6) channels in the Day 1 Families server: #general, #housing-resources, #emergency-shelter, #hmis, #holiday-resources, #housing-flex-fund but more will be added as new needs arise.

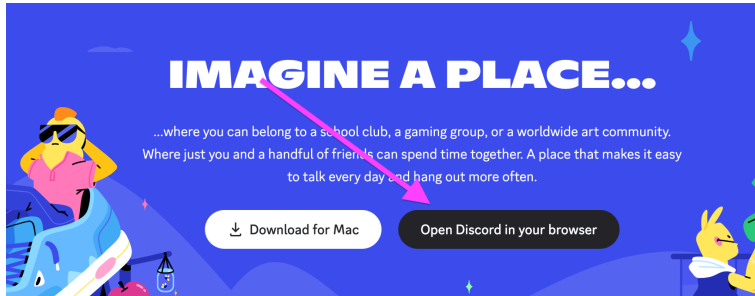
Pinned Messages

When a message in a channel is an essential or frequently used message, it can be Pinned. For instance, if a case manager has a question about the phone number and hours for a specific program, they could go to the pinned messages in the #housing-resources channel and find all of the Community Resource and Referral Guide saved in the pinned messages. Pinned messages can be found by clicking on the pushpin icon () in the upper right hand of the channel.

Direct Messages

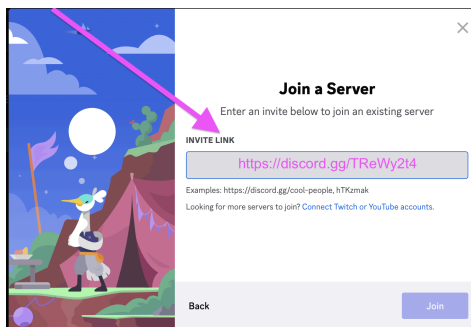
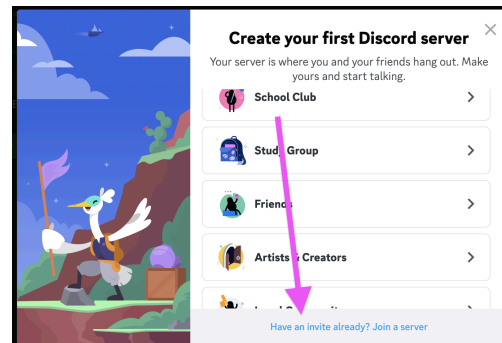
Direct Messages are messages between discord users. This enables users to connect with one another directly about a subject that does not need to go into a channel.

How to Connect to Day 1 Families Server: Browser + Desktop



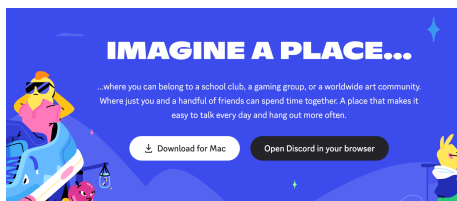
Go to discord.com, and click on "Open Discord in your browser"

Follow the prompts about choosing your name and entering your birthday. When you get to a screen about creating a server, look to the bottom of the page where it says, "Have an invite already? Join a server" and click that link.



Once there, in the box that says INVITE LINK enter "<https://discord.gg/TReWy2t4>" and click "Join"

To Download:



Use same steps as above, but click the "Download for Mac/PC" button rather than "Open Discord in your browser"

How to Connect to Day 1 Families Server: Mobile



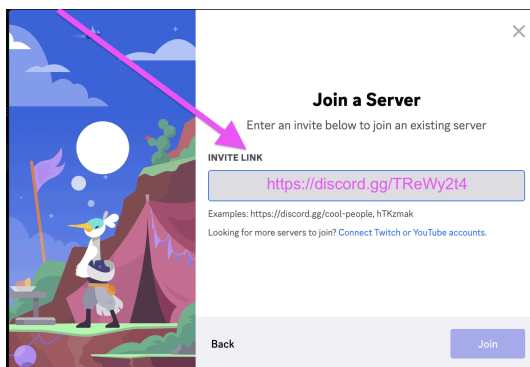
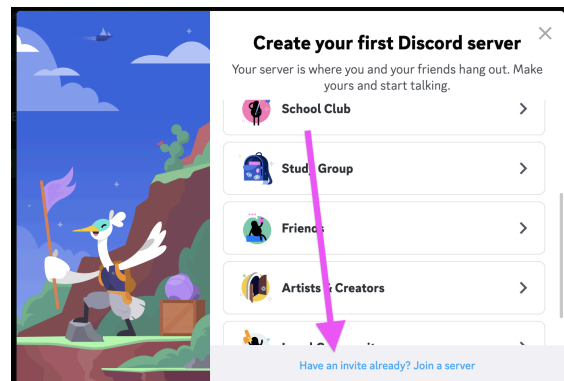
QR Code:

Open the camera on your mobile device and point it at the QR code. Click the link that appears and follow the prompts.

Mobile Device Store (Google Play, Apple App Store, Samsung Galaxy Store, etc.)

Download the Discord app on your mobile device.

Follow the prompts about choosing your name and entering your birthday. When you get to a screen about creating a server, look to the bottom of the page where it says, "Have an invite already? Join a server" and click that link.



Once there, in the box that says INVITE LINK enter "<https://discord.gg/nB5KkXuxc9>" and click "Join"

